




Catalina 22

markII

T H E S A I L O R S ' C H O I C E



Fast, safe, and handsome. The Catalina 22markII continues to meet the needs of today's sailing family. Over 15,000 owners have made the Catalina 22 the m



A great place for the family to spend the weekend. There are large, lined storage bins under the seats, port and starboard. The standard plexiglass overhead hatch lifts to make the largest "pop-top" ever.

Catalina 22 *mark II*



The Catalina 22 has become the classic of trailerable cruising sailboats. A charter member of the Sailboat Hall of Fame, it's practical design and solid workmanship have resulted in continuous production over the last 25 years. During that time, the comments and suggestions of owners all over the world have been the basis for constant design improvements. Keeping pace with the evolution of sailboat design and families' needs, the Catalina 22 is both contemporary and a classic at the same.

The introduction of the 22 Mark II edition brings more exciting design changes than ever before.

Inside you'll find a cabin that is nearly ten inches wider, with more comfortable and spacious seating. The functional table is fixed on centerline with built-in cup holders. The movable galley has been located aft, and slides

under the cockpit when not needed. This self-contained unit includes a fresh water sink, butane stove, cutting board, and storage compartment.

Overhead, the wide, new tinted plexiglass hatch slides to allow more natural light into the cabin. A pivoting feature makes it the easiest "pop-top" around.

On deck, additional width makes the walk forward safe and secure. The sleek, new cabin house uses no high-maintenance exterior woods.

The new mast raising system allows the skipper to accomplish this task singlehanded. The new lead ballasted centerboard has a molded fiberglass jacket, for years of trouble-free sailing.

With all these changes, one aspect has remained the same. To compete in the huge one design association, all underwater surfaces, rigging and sailplan have not been changed in order to maintain eligibility with thousands of other Catalina 22 sailors in established fleets.



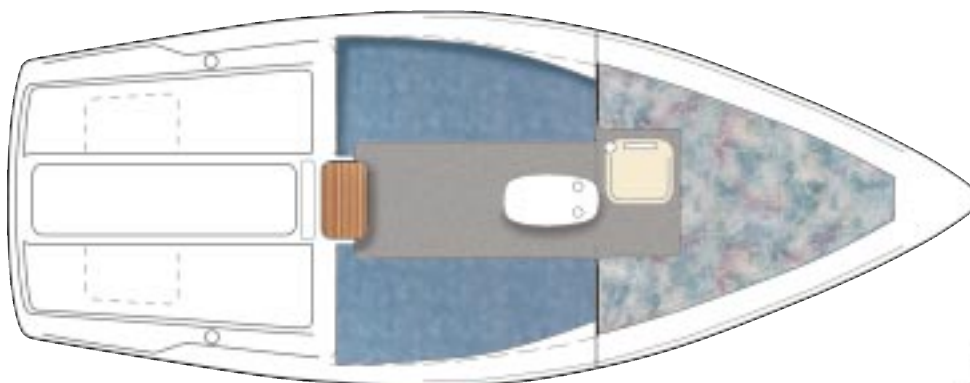
The mast raising system makes pre-launch preparation fast and easy.

Most popular family small cruiser in history.



A 48 quart removable cooler and available galley provide all the necessities for enjoyable meals aboard. The forepeak can be curtained off for privacy in the head or with center cushion in place, as forward berth.

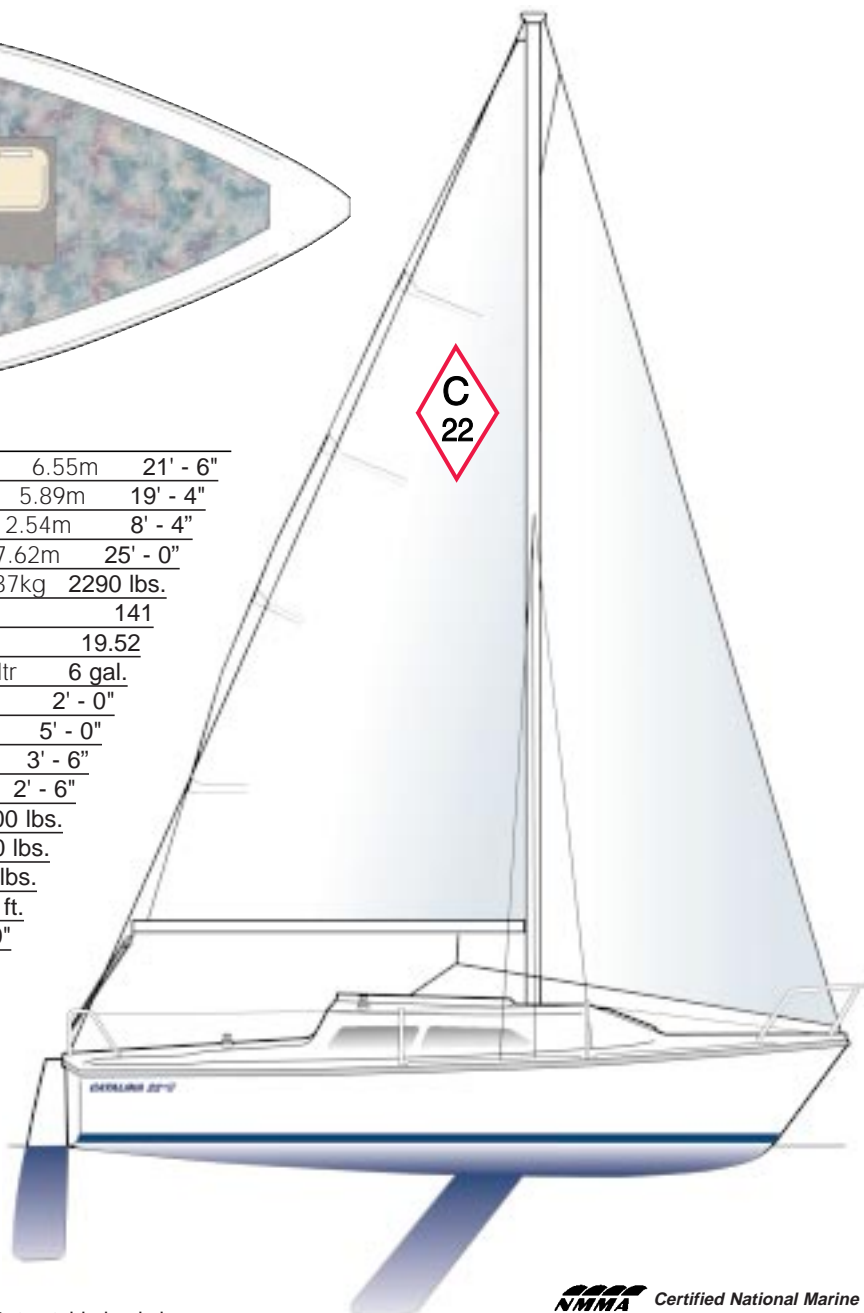




PRINCIPAL SPECIFICATIONS

L.O.A.	6.55m	21' - 6"
L.W.L.	5.89m	19' - 4"
Beam	2.54m	8' - 4"
Mast length	7.62m	25' - 0"
Designed Weight	1037kg	2290 lbs.
Displacement/Length ratio		141
Sail Area/Displacement ratio		19.52
Fuel Locker for portable	23ltr	6 gal.
Draft (Retractable Keel)	board up 0.61m	2' - 0"
	board down 1.52m	5' - 0"
Draft (Fin Keel)	1.07m	3' - 6"
Draft (Wing Keel)	0.76m	2' - 6"
Ballast (Retractable Keel)	227kg	500 lbs.
Ballast (Fin Keel)	317kg	700 lbs.
Ballast (Wing Keel)	294kg	650 lbs.
Sail Area (100% Foretriangle)	19.04m ²	205sq. ft.
I	7.87m	25' - 10"
J	2.44m	8' - 0"
P	6.40m	21' - 10"
E	2.95m	9' - 8"

* All measurements are approximate



Catalina Yachts

21200 Victory Boulevard, Woodland Hills, CA 91367
 Phone (818) 884-7700 FAX (818) 884-3810

Sold and Serviced by:

Retractable keel shown.
 Fin and wing keel options are available.

Photos and drawings may show optional equipment.
 Refer to current price sheet for standard equipment list and specifications.

NMMA Certified National Marine
 Manufacturers Association

ABYC
 Setting the Standards for Safer Boating

Catalina 22mkII

Catalina // Yachts
Bay Series

Custom Order Your Catalina

Effective 12.16.00
Not Valid after 5.31.01

EQUIPMENT LIST AND ORDER FORM

STANDARD EQUIPMENT & FEATURES

- Five Year Gel Coat Blister Protection *(2)
- Five Year Hull Structure Warranty *(3)

SPARS AND RIGGING

- 110% Genoa, Dacron
- Dacron Mainsail with Battens, Reefpoint, Slugs, and Class Insignia
- Anodized Aluminum Mast and Boom
- Internal Halyards, Led Aft to Cockpit
- Stainless Steel Standing Rigging

SAIL HANDLING AND EQUIPMENT

- Mainsheet Traveler with Adjustment System
- Boom Vang
- Winch Handle
- Genoa Tracks and Blocks on Adjustable Cars
- Two Primary Winches
- Jiffy Reefing on Boom

FEATURES AND DECK HARDWARE

- Fiberglass Rudder with Hardwood Tiller
- One Piece Fiberglass Hull, White
- Fiberglass Deck, White with Grey Two Tone
- Molded-in Gel Coat Waterline, Midwatch Bue
- Midwatch Blue Sheer Stripes
- Molded-in Non-Skid Surfaces
- Cockpit Locker
- Fuel Storage Locker
- Self-Bailing Cockpit
- Manual Bilge Pump
- Main Halyard Winch on Cabin Top, Starboard
- Opening Forward Hatch

- Coaming Compartments
- Stainless Steel Bow Pulpit
- Stainless Steel Stern Pulpit
- Lifelines with Stanchions
- Trailer Bow Eye
- Mooring Cleats, Fore and Aft

INTERIOR

- Teak Interior Trim
- Cabin "Pop-top" Lifts to Increase Headroom
- Fabric Covered Cushions
- Large Removable Ice Chest

ELECTRICAL SYSTEM

- 12 Volt D.C. Electrical System with Control Panel and Battery
- Cabin Lights
- Navigation Lights to International Rules

D1 1222 Catalina 22mkII with Pop Top Deck, Standard Equipment and Sails

YOU HAVE A CHOICE WITH CUSTOM CATALINA OPTIONS

INTERIOR

- D1 4201 Cabin Window Shades
- D1 4209 Carpeting
- D1 4404 Galley Unit with Stove and Sink
- D1 6803 Self Contained Head and Privacy Curtain

FITTINGS AND EQUIPMENT

- D1 0122 Wing Keel.....No Charge
- D1 0221 Fin KeelNo Charge
- D1 0220 Retractable Keel.
- D1 2609 Pop Top Enclosure Curtain with Windows
- D1 2715 Kick-Up Rudder, in Lieu of Standard
- D1 2803 Stern Boarding Ladder
- D1 4001 Cockpit Cushions, Vinyl, White with Grey Piping
- D1 9909 Safety and Equipment Package
- D1 8101 Mast Light Package with Deck Light, Steaming Light, and Anchor Light
- D1 5001 Outboard Motor Bracket.....
- D1 2908 Canvas Package with (1) Mainsail Cover, (1) Tiller Cover, and (3) Winch Covers

SAILS AND RIGGING

- D1 2801 Mast Raising System with Mast Carrier
- D1 3301 Headsail Furling Gear.....
- D1 3706 150% Genoa and Sheets in Lieu of Std 110% Jib
- D1 3709 150% Radial Furling Genoa with U.V. Protection and Sheets in Lieu of Standard 110% Jib
- D1 3711 3/4 oz. Poleless Cruising Spinnaker with Gear Specify Color Option: A____, B_____

ELECTRONICS PACKAGES

- D1 8826 Speed/Depth Combo: Raytheon ST60 Tidata System Bulkhead Mounted with Through-hull Transducers....
- D1 8806 VHF Radio: Raytheon Ray53 with Railmount Antenna _____
- D1 8916 Stereo B. Sony CD/Receiver, Two Pair Poly-Planar Speakers each in Main Cabin and Cockpit with Remote Control
- D1 9505 Trailer, for Retractable Keel Model, Galvanized with Support Wheel.....
- D1 9506 Trailer, for Wing Keel Model, Galvanized with Support Wheel.....

Total_____

Interior cushion color package: A _____, or B _____.

Dealer _____ Deliver to _____ P. O. No. _____

_____ Deposit \$ _____

_____ C.O.D. _____

Date _____ By _____ Customer _____ Bank Finance _____

NOTE: (1) All prices and specifications are subject to change at any time including after receipt of the customer's order, until final delivery to the customer.
 *(2) Five year gel coat blister protection provided by Catalina Yachts Gel Coat Five Year Limited Warranty against below the waterline gel coat blistering, for precise terms, please refer to the Gel Coat Limited Warranty Booklet.
 *(3) For precise terms of Catalina Yachts Five Year Hull Structure Limited Warranty please refer to Catalina Yachts Limited Warranty booklet.
 (4) Export models may have different equipment or specifications in order to comply with prevailing regulations.

Catalina 22^{mkII}

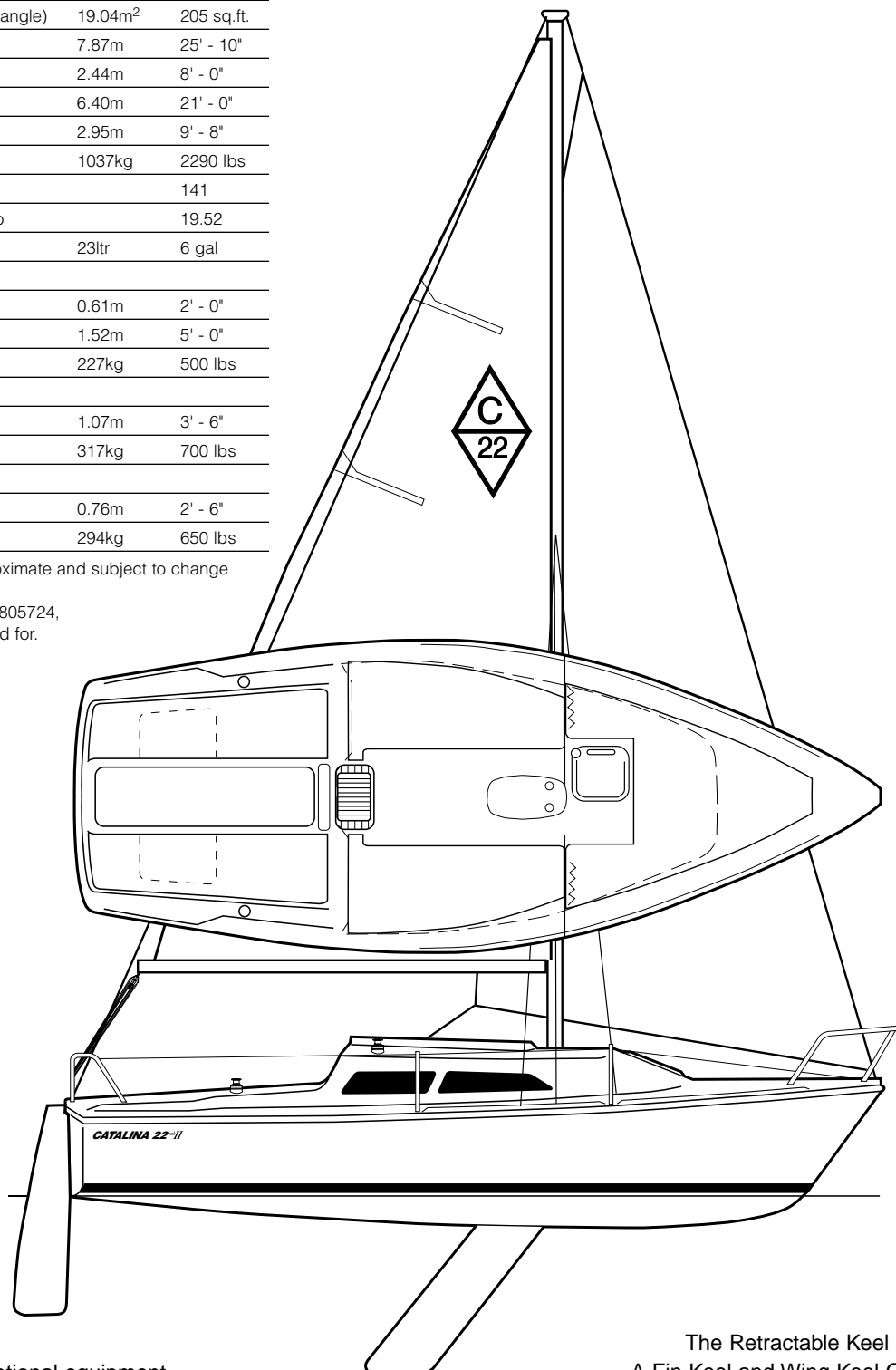
Catalina // Yachts
Bay Series

PRINCIPAL SPECIFICATIONS

LOA	6.55m	21' - 6"
LWL	5.89m	19' - 4"
Beam	2.54m	8' - 4"
Mast Length	7.62m	25' - 0"
Rated Sail Area (100% foretriangle)	19.04m ²	205 sq.ft.
I	7.87m	25' - 10"
J	2.44m	8' - 0"
P	6.40m	21' - 0"
E	2.95m	9' - 8"
Approx. Basic Weight	1037kg	2290 lbs
Displacement/Length Ratio		141
Sail Area/Displacement Ratio		19.52
Fuel Locker for Portable	23ltr	6 gal
Retractable Keel		
Draft, Board Up	0.61m	2' - 0"
Draft, Board Down	1.52m	5' - 0"
Ballast	227kg	500 lbs
Fin Keel		
Draft	1.07m	3' - 6"
Ballast	317kg	700 lbs
Wing Keel		
Draft	0.76m	2' - 6"
Ballast	294kg	650 lbs

All measurements are approximate and subject to change without notice.

Patent numbers 364 8310, 3805724, 3716011 and patents applied for.



Drawings may show optional equipment.

The Retractable Keel is illustrated.
A Fin Keel and Wing Keel Option is Available.